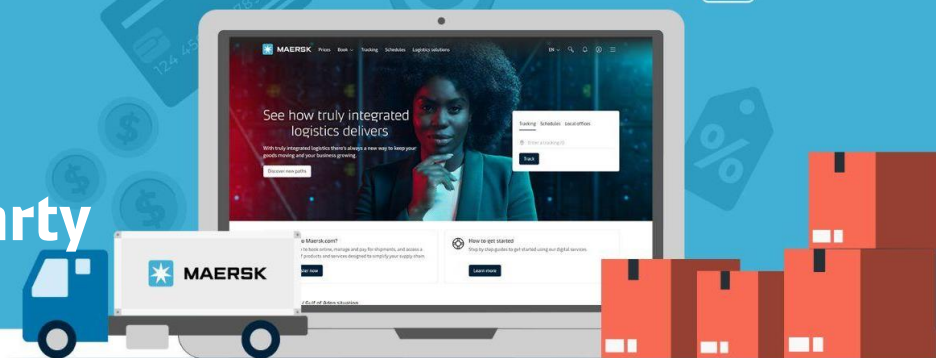
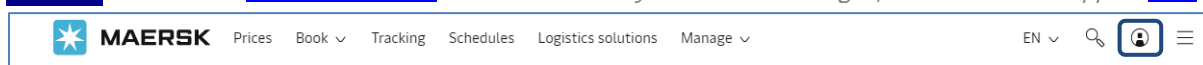


BL Release: ECR & Issue to other party

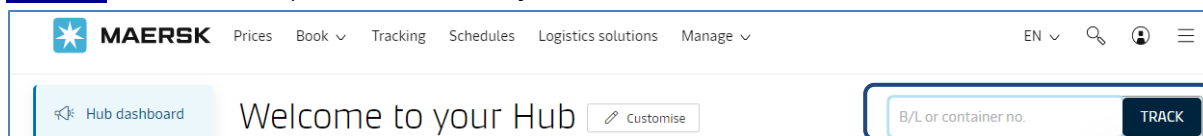


We at Maersk constantly strive to improve our service to our customers. To offer more ease in doing business and enhancing better customer experience by requesting to release your document (to other party or telex release) via www.Maersk.com.

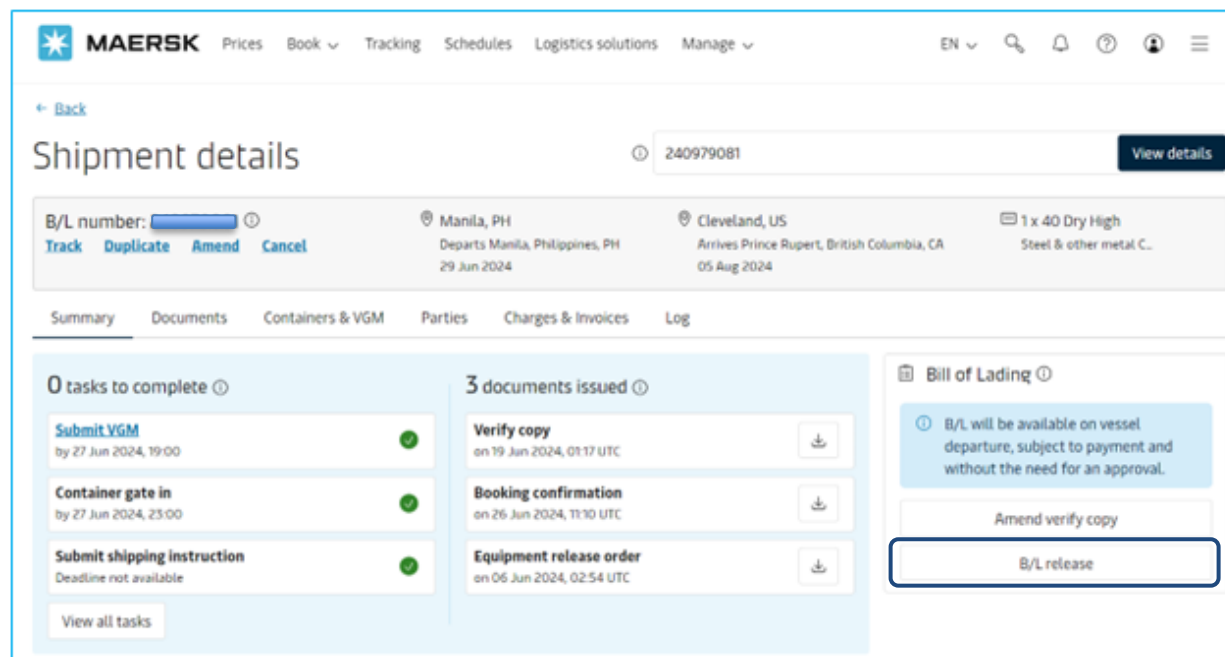
STEP #1 LOG IN to www.Maersk.com. -- If you are failed to log in, CHAT technical support [here](#).



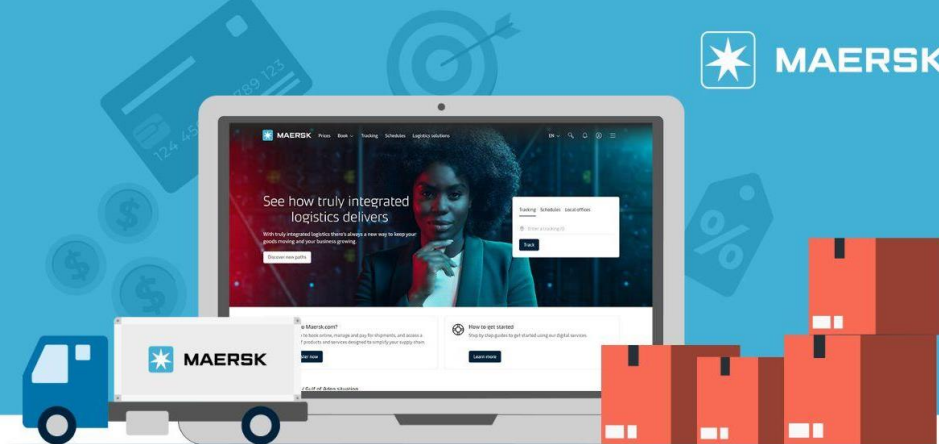
STEP #2 Search the Shipment Number from your Hub dashboard



STEP #3 Click BL Release then you will redirect to new page



Electronic Cargo Release (ECR)



Electronic Cargo Release (ECR) will help you to request telex via website instead of requesting via e-mail or call. Customers only need to settle the payment of Telex Fee and don't have to surrender the OBL + LOI anymore. Request for ECR can be placed on a shipment from any cargo originating country. The restriction applies on some of the destination country and there will be notification as below so you unable to choose ECR.

! We don't offer Electronic cargo release for your Destination country. Please reach out to your local country office for more info. ✕

This request can be made with below condition

- Logged in customer is the Transport Document Receiver (TDR)
- Final Original Bill of Lading has been issued.
- Customer have signed web print BL agreement.

Shipment details

[Upcoming features](#)

B/L number: 227092750 XXXXXX	Perawang, ID Departed 05 May 2023	Cotonou, BJ Arrives 20 Jun 2023
		2 x 20 Dry Paper, paperboard, packing material

Electronic cargo release

B/L surrender to Maersk

Party details:

Consignee

COMPTOIR INTERAFRICAIN SARL
*****146

COMPTOIR ATLANTIQUE DE
PAPETERIES SARL
AGLA VON FILAO, ILOT 3931
COTONOU, BENIN

Confirmation of the B/L surrender will be sent to:

- lisana.aliyya@maersk.com
- Email address (Optional)
XXXXXX
Enter consignee/another email address

[+ Add another email address](#)

- The TDR can request the cargo to be released to the Consignee
- Electronic Cargo Release is possible if your bill of lading is consigned as To order of a named party or To order of a Bank since consignee will be updated as Release to Party
- Email with information of the request will always be send to the logged in users email
- The Consignee can receive a copy of the request if you update email address (copy will be send to this address)

By submitting this request, I agree to the ["Terms & Conditions" for Electronic cargo release \(ECR\)](#)

Submit request

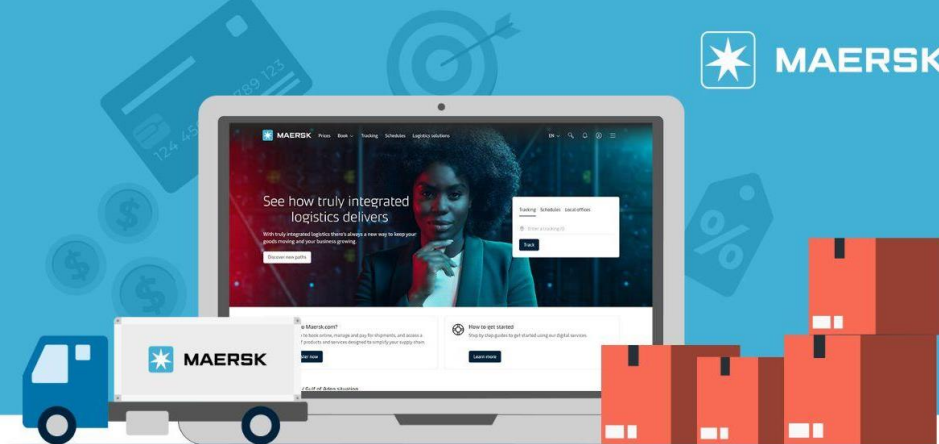
Terms & Conditions for Electronic cargo release (ECR) ✕

By placing Electronic cargo release request on Maersk.com you warrant that:

- The selected company named above will now be the lawful recipient of the goods.
- If the Original Bill of Lading has been printed by you pursuant to a web printing agreement with Maersk ("Maersk Electronic Document Printing Facility Terms and Conditions"), you have at all times been in possession of the full set of Original Bills of Lading.
- Any such hard copies of the Original Bill of Lading have been fully destroyed and securely disposed of.

You agree to indemnify Maersk, its servants and agents in respect of any liability, loss, damage or expense of whatsoever nature which Maersk, its servants and agents may sustain by reason of releasing the goods without the surrender of said Original Bill(s) of Lading in accordance with your request.

BL issuance to Other Party



This request can be made with below condition

- Logged in customer is the Transport Document Receiver (TDR)
- **Draft/Verify Copy of Negotiable Bill and Non-Negotiable Bill** that has been issued
- **Final Sea Waybill** that has been issued

Step 1

Select Delivery Type:

Electronic cargo release ?

Issue Bill of Lading to other party ?

SUBMIT REQUEST **CANCEL**

Step 2

Send the Bill of lading to:

Shipment parties

Select other party

Shipper

Party	Address
GCSS INVOICE CNEE (10000031718)	GCSS INVOICE CNEE, Shipper address

OPTIONS

If one of following parties are part of the shipment, you can select easily (Shipper, Consignee, First Notify Party, Additional Notify Party, Outward Forwarder, Inward Forwarder or Booked by party).

Send the Bill of lading to:

Shipment parties

Select other party

SELECT OTHER PARTY

If the company is not included in the shipment, you can search & add the company as the TDR.

Step 3

Send a copy of the release request to:

Send an additional copy to:

By making this request via our website, you warrant that the selected company will now be the lawful recipient of the goods. You further warrant that if the Bill of Lading has been printed by you, in accordance with a web printing agreement with Maersk, any such hard copies of the Bill have been destroyed as per the terms of the web printing agreement.

SUBMIT REQUEST **CANCEL**

Read the disclaimer carefully "By making this request via our website, you warrant that the above company will now be the lawful recipient of the goods"

→ Click **SUBMIT REQUEST**

- For **Final Original BL** that has been issued, customer should have signed Web Print BL Agreement.

Read the disclaimer carefully "By making this request via our website, you warrant that the above company will now be the lawful recipient of the goods and you further warrant, that if the bill of lading has been printed by you in accordance with a web printing agreement with Maersk, any such hard copies of the bill has been destroyed as per the terms of the web printing agreement".

→ Click **SUBMIT REQUEST**